







Solutions for repairing and restoring most materials fast and easy.

With KENT's high quality Patch 'n' Bond product range of epoxy putty sticks.



Summary

	Introduction to KENT Patch 'n' Bond	03
	KENT Patch 'n' Bond selection guide	04
	Surface Preparation	05
	KENT Patch 'n' Bond products	08

What are the Patch 'n' Bond epoxy sticks?

Epoxy putty sticks were invented by an entrepreneurial chemist in 1973. The most convenient way of combining the two ingredients (the epoxy and the hardener) is a cylinder within a cylinder. The inner cylinder is the hardener, and the outer the epoxy. This design keeps the two parts from reacting with one other until the putty is mixed. Epoxy sticks repair, rebuild and restore damaged parts to get equipment back into service quickly.

Different fillers provide a range of performance characteristics, making KENT Patch 'n' Bond epoxy sticks suitable for the repair of wood, steel, aluminum, plastic and fiberglass as well as a generic repair putty. The version for fiberglass repair, KENT Patch 'n' Bond Aqua, contains fiberglass and actually bonds and cures underwater. The wood version, KENT Patch 'n' Bond Wood, floats, is easily sanded and can be stained or painted. The steel version, KENT Patch 'n' Bond Steel, contains steel particles and is even magnetic.

No toolbox is complete without these convenient, fast-curing epoxies in stick form. Just cut off a section, knead and apply to leaking pipes or damaged equipment. KENT Patch 'n' Bond range is the ultimate in repair convenience!

Benefits of KENT's Patch 'n' Bond epoxy sticks:

- Two components in one stick - ensures the right mixing ratio
- Easy to mix by hand
- Will not shrink or crack - for a perfect cured finish
- Quick tooling time - can be drilled, filed, tapped, milled and sanded in just 60 minutes
- Perfect for any emergency repair – should be part of every tool kit
- Six high quality products for different surfaces

The KENT Patch 'n' Bond selection guide.

Find the right product from our epoxy putty range for your specific repair and restoration task.

The optimal product for your type of repair.

Type of repair	Product Patch 'n' Bond Universal	Patch 'n' Bond Steel	Patch 'n' Bond Alu	Patch 'n' Bond Plastic	Patch 'n' Bond Wood	Patch 'n' Bond Aqua
Pipes and tanks		✓	✓	✓		✓
Keyways, bearings		✓	✓			
Threaded parts	✓	✓	✓		✓	
Engine blocks		✓	✓			
Aluminum parts			✓			
Stainless steel parts		✓				
Wooden parts	✓				✓	
Stone, concrete and ceramic parts	✓					
Glass	✓					
ABS, PVC, Vinyl				✓		
HDPE (with KENT Plastic Adhesion Promoter)				✓		
Fibreglass						✓
Wet conditions or underwater	✓					✓
For any toolbox, for everyday repairs	✓					

✓ = Good choice
 ✓ = Best choice

Always refer to the technical data sheet before usage.



Surface Preparation.

Surface preparation is an essential operation for achieving optimal adhesion with Patch 'n' Bond. KENT offers a reliable and complete range of high quality products for cleaning and preparation.

Superglove Finite Nitrile Gloves

Disposable non-powdered nitrile gloves.

The KENT Superglove Finite Nitrile Gloves offer better puncture and abrasion resistance than natural rubber or vinyl. The disposable gloves have excellent grip, both while wet and dry and can be worn on either hand. What's more, they have greater tear resistance and are more resistant against chemicals.



Benefits

- ✓ Optimal fit for excellent flexibility
- ✓ Excellent tactile sensation
- ✓ Suitable for sensitive skin and people with latex allergy

Part No. V2230	100 pc.	Size M
Part No. V2173	100 pc.	Size L
Part No. V2174	100 pc.	Size XL

Microfibre Cloths

Carefully cleans all surfaces.

The KENT Microfibre Cloths efficiently clean any surface without leaving streaks and lints. Different cloths are available depending on the application.



Benefits

- ✓ High absorption power
- ✓ Leaves no streaks or lints
- ✓ Can be used dry, moist or wet

Part No. 86343	3 units in blue	40 x 40 cm	Finishing Microfibre Cloths - Blue
Part No. 86344	1 units in blue	64 x 32 cm	Finishing Microfibre Cloths - Blue
Part No. 86345	1 units in blue	40 x 40 cm	Microfibre Cloth for glass - Blue
Part No. 86328	5 units in yellow	40 x 40 cm	Universal Microfibre Cloths - Yellow

Soft Surface Cleaner

A highly versatile, non-aggressive industrial solvent cleaner.

KENT Soft Surface Cleaner is a powerful, fast acting solvent, which dissolves dirt, grease and oil without damaging delicate surfaces. It can be used on: metal, aluminum, wood, cement, most plastics, plexiglas, machinery, equipment, tools, engines, chains, ceramic tiles, and most painted surfaces.

Instructions

1. Apply generously on the surface to be cleaned.
2. Allow to penetrate.
3. Wipe the surface with a clean dry cloth.
4. Repeat the treatment if necessary.

Benefits

- ✓ Exceptionally versatile
- ✓ NSF registered, Category K1
- ✓ Easily removes contaminants from hard to reach areas

Part No. 86485 500 ml aerosol



Plastic Adhesion Promoter

1K ready to use adhesion promoter that can be applied on most plastics.

KENT Plastic Adhesion Promoter is a 1K ready for use adhesion promoter which improves the adhesion of paint, adhesives or sealants to most automotive and household plastics such as PVC, ABS, polypropylene, polyurethane, etc.

Instructions

1. Ensure surface is dry and free from contamination.
2. Shake the aerosol well before use for 2 to 3 minutes.
3. Spraying distance about 25 cm.
4. Apply the adhesion promoter in several thin cross layers.
5. Allow to dry before the next treatment.

Benefits

- ✓ Ready for use adhesion promoter
- ✓ Can be applied on most automotive and household plastics
- ✓ Quick drying
- ✓ Improves adhesion on various difficult substrates
- ✓ Leaves a clear and colourless hazy film


Part No. 85828 400 ml aerosol



Patch 'n' Bond.

KENT's high quality product range of epoxy putty sticks comes with 6 products for fast and easy repairing, rebuilding and restoring most materials like steel, wood, alu, plastic, etc.

Saving costs by an optimized and faster workflow makes Patch 'n' Bond the first choice for all professional repairing and restoring tasks.





Patch 'n' Bond Universal

A two part single stick repair epoxy, which can be used to permanently repair dents, scratches, cuts and gouges.

KENT Patch 'n' Bond Universal is a Hand-mixable epoxy putty that provides fast permanent repairs to many materials. KENT Patch 'n' Bond Universal is a must-have in every toolbox as it is ideal for emergency repairs – rebuilding, reforming missing parts or gaskets, patch leaks and fill cracks.

Instructions

1. First sand then clean surface with KENT Acrysol or KENT Soft Surface Cleaner.
2. Cut off required amount of Patch 'n' Bond Universal.
3. Wear impervious gloves when mixing or handling uncured product. Knead with damp fingers for 1 to 2 minutes until a uniform colour is achieved. If mixing is difficult, warm the epoxy stick to room temperature or slightly above.
4. Apply to surface to be repaired within 2 minutes of mixing. Force into any cracks or holes and strike off excess material, preferably with a tool moistened with clean water.
5. For a smooth appearance of the cured compound, hand rub with water or a damp cloth prior to hardening. Remove excess material before hardening begins.
6. After 60 minutes, the repair can be drilled, tapped, filed, sanded and painted.

Benefits

- ✓ Universal – a must-have in every toolbox
- ✓ Ready to mix – no measuring or mixing tools necessary
- ✓ High consistency – no dripping or running
- ✓ Fast curing – functional strength achieved in 1 hour



Part No. 86561 117 g putty stick in a tube

Patch 'n' Bond Steel

Hand-mixable, non-rusting, steel-reinforced epoxy putty that quickly repairs or rebuilds anything made of steel.

KENT Patch 'n' Bond Steel makes permanent repairs on water pipes and pipe joints, oil and water tanks, fuel lines, carburetors, transmission cases, radiators, ductwork, cracks and voids in metal pieces.


Instructions

1. First sand then clean surface with KENT Acrysol or KENT Soft Surface Cleaner.
2. Cut off required amount of Patch 'n' Bond Steel.
3. Wear impervious gloves when mixing or handling uncured product. Knead with damp fingers for 1 to 2 minutes until a uniform colour is achieved. If mixing is difficult, warm the epoxy stick to room temperature or slightly above.
4. Apply to surface to be repaired within 3 minutes of mixing. Force into any cracks or holes and strike off excess material, preferably with a tool moistened with clean water.
5. For a smooth appearance of the cured compound, hand rub with water or a damp cloth prior to hardening. Remove excess material before hardening begins.
6. After 60 minutes, the repair can be drilled, tapped, filed, sanded and painted.

Benefits

- ✓ Ready to mix – no measuring or mixing tools necessary
- ✓ Perfect finish – dark metallic greappearance
- ✓ High consistency – no dripping or running
- ✓ Universal – bonds to all metals

Part No. 86025 114 g putty stick in a tube



Patch 'n' Bond Alu

Hand-mixable, non-rusting, aluminium epoxy putty, that provides fast permanent repairs to aluminium surfaces.

KENT Patch 'n' Bond Alu is a two part single stick repair epoxy, which can be used to permanently repair dents, scratches, cuts, gouges and holes in many items such as housings, mouldings, injection type shapes. KENT Patch 'n' Bond Alu is ideal for emergency repairs – rebuilding, reforming any aluminium parts such as HVAC parts, refrigeration units, A/C units, machine parts, aluminium roofing, etc.


Instructions

1. First sand then clean surface with KENT Acrysol or KENT Soft Surface Cleaner.
2. Cut off required amount of Patch 'n' Bond Alu.
3. Wear impervious gloves when mixing or handling uncured product. Knead with damp fingers for 1 to 2 minutes until a uniform colour is achieved. If mixing is difficult, warm the epoxy stick to room temperature or slightly above.
4. Apply to surface to be repaired within 2 minutes of mixing. Force into any cracks or holes and strike off excess material, preferably with a tool moistened with clean water.
5. For a smooth appearance of the cured compound, hand rub with water or a damp cloth prior to hardening. Remove excess material before hardening begins.
6. After 60 minutes, the repair can be drilled, tapped, filed, sanded and painted.

Benefits

- ✓ Ready to mix – no measuring or mixing tools necessary
- ✓ Perfect finish – clear metallic grey appearance
- ✓ High consistency – no dripping or running
- ✓ Universal – bonds to most materials

Part No. 85858 114 g putty stick in a tube



Patch 'n' Bond Plastic

Hand-mixable non-shrinking epoxy putty that provides fast permanent repairs to most rigid and semi-rigid plastics.

KENT Patch 'n' Bond Plastic repairs dents, cracks and holes in automotive trims, appliance parts, PVC furniture, vinyl sidings, ABS downspouts and gutters. Adhesion is limited on plastics such as polypropylene and polyethylene.


Instructions

1. First sand then clean surface with KENT Acrysol or KENT Soft Surface Cleaner.
2. On hard-to-bond plastics, such as PE and PP, apply KENT Plastic Adhesion Promoter in cross-layers.
3. Cut off required amount of Patch 'n' Bond Plastic.
4. Wear impervious gloves. Knead with damp fingers for 1 to 2 minutes until a uniform colour is achieved.
5. Apply to surface to be repaired within 2 minutes of mixing. Force into any cracks or holes and strike off excess material.
6. For a smooth appearance of the cured compound, hand rub with water or a damp cloth prior to hardening. Remove excess material before hardening begins.
7. After 60 minutes, the repair can be drilled, sawed, carved, sanded, stained or painted.

Benefits

- ✓ Ready to mix – no measuring or mixing tools necessary
- ✓ Softest epoxy putty – ideal for repairs on semi-rigid and rigid plastics
- ✓ High consistency – no dripping or running
- ✓ Fast curing – functional strength achieved in 1 hour

Part No. 86562 125 g putty stick in a tube



Patch 'n' Bond Wood

A two part single stick repair epoxy, which forms a fast setting repair that sets hard with the same density as wood.

Hand-mixable non-shrinking epoxy putty, which becomes an integral part of the wooden item being repaired, rebuilt or restored. It fills nail and screw holes, gouges and scratches and replaces rotted and worn wood. It repairs moulding, panels, frames and furniture including levelling table and chair legs. KENT Patch 'n' Bond Wood can be used to reshape wood carvings and wooden parts such as handles, knobs and pulls.


Instructions

1. First sand then clean surface with KENT Acrysol or KENT Soft Surface Cleaner.
2. Cut off required amount of Patch 'n' Bond Wood.
3. Wear impervious gloves when mixing or handling uncured product. Knead with damp fingers for 1 to 2 minutes until a uniform colour is achieved. If mixing is difficult, warm the epoxy stick to room temperature or slightly above.
4. Apply to surface to be repaired within 2 minutes of mixing. Force into any cracks or holes and strike off excess material.
5. For a smooth appearance of the cured compound, hand rub with water or a damp cloth prior to hardening. Remove excess material before hardening begins.
6. After 60 minutes, the repair can be drilled, sawed, carved, sanded, stained or painted.

Benefits

- ✓ Ready to mix – no measuring or mixing tools necessary
- ✓ Low density – ideal for repairs on wooden structures
- ✓ High consistency – no dripping or running
- ✓ Universal – bonds to most materials

Part No. 43131 57 g putty stick in a tube



Patch 'n' Bond Aqua

Hand-mixable epoxy putty that provides fast permanent repairs to damp, wet areas and underwater surfaces.

KENT Patch 'n' Bond Aqua repairs dents, cracks and holes in decks, hulls, pools, hot tubs, marine equipment, gutters and tanks. After mixing, KENT Patch 'n' Bond Aqua may be applied underwater, either fresh or salt water.

Instructions

1. First sand then clean surface with KENT Acrysol or KENT Soft Surface Cleaner.
2. Cut off required amount of Patch 'n' Bond Aqua.
3. Wear impervious gloves when mixing or handling uncured product. Knead with damp fingers for 1 to 2 minutes until a uniform colour is achieved. If mixing is difficult, warm the epoxy stick to room temperature or slightly above.
4. Apply to surface to be repaired within 2 minutes of mixing. Force into any cracks or holes and strike off excess material, preferably with a tool moistened with clean water.
5. For a smooth appearance of the cured compound, hand rub with water or a damp cloth prior to hardening. Remove excess material before hardening begins.
6. After 60 minutes, the repair can be drilled, tapped, filed, sanded and painted.

Benefits

- ✓ Ready to mix – no measuring or mixing tools necessary
- ✓ Ideal for Marine environment – may be applied underwater
- ✓ High consistency – no dripping or running
- ✓ Fast curing

Part No. 86563 114 g putty stick in a tube



Patch 'n' Bond Kit

The whole range of KENT Patch 'n' Bond products in a handy case.

Benefits

- ✓ One kit to repair any cracks and holes in most materials!
- ✓ The ideal solution for emergency repairs, indoor or outdoor
- ✓ Easy to refill with any single Patch 'n' Bond epoxy stick you require

Part No. Z0028 full kit



Protection with a coating.

For protecting metal or plastic surfaces, a high-quality and fast drying primer filler may need to be applied: it will remove minor damages, has excellent bonding qualities and provides optimal coverage. All these requirements are met by KENT primer products and coatings.



Epoxy Primer

All purpose primer with excellent adhesion. Prevents corrosion from aluminium, anodised aluminium, sheet steel & zinc coated steel.

KENT Epoxy Primer is a 1-K primer that provides excellent adhesion and protects from corrosion. Due to its quick drying time it is ideal for spot repairs and refinishing parts. It is also weldable and you can apply putty on the primer. This primer is drying fast with a good flow and can be applied wet-on-wet. It provides a good insulation against moisture and it is compatible with water-based and solvent-based products.

Instructions

1. Remove rust, dirt, grease, dust and other contaminants.
2. The surface must be clean and dry.
3. Shake vigorously until mixing ball breaks loose. Then shake for two minutes more.
4. Hold can approx. 20 - 25 cm from surface and spray with sweeping motion several thin layers.
5. After spraying, turn can upside down and spray to clean valve.
6. Overpaintable after 12 - 15 min. at 20 °C, 8 - 10 min. using IR.

Benefits

- ✓ Product will not run and will prevent corrosion
- ✓ Overpaintable after 12- 15 minutes (at 20 °C)
- ✓ Smooth finish
- ✓ No comebacks and time saving

Part No. 86375 500 ml aerosol



Construction Primer

A 1K aerosol air drying primer, with a smooth matt finish formulated to have excellent anti-corrosion and adhesion properties and to be flexible.

KENT Construction Primer can be applied to metal and wood surfaces and to existing coatings. It should not be used on highly flexible surfaces or any area where adhesion is likely to be impaired.

Instructions

1. Prepare the surface using suitable abrasives and panel wipe.
2. Ensure the surface to be primed is completely grease free.
3. Shake the can thoroughly.
4. Hold upright and spray from a distance of 15 to 20 cm.
5. Apply thin layers and use a multi-coat technique to the required thickness.
6. Leave to dry thoroughly between each coat (approx. 20 minutes at 20 °C).
7. After use, invert can and spray for a few seconds to clear the nozzle.

Benefits

- ✓ Durable and weather resistant
- ✓ No high toxicity elements and better for the environment
- ✓ Provides strong coat that can be used on plastic surfaces which have some flex
- ✓ Quick and easy to use

Part No. 86183 500 ml aerosol



Stainless HCR

High heat and corrosion resistant powdered stainless steel alloy coating.

KENT Stainless HCR contains stainless steel pigments, which makes it ideal for protecting surfaces that are susceptible to corrosion. Provides excellent resistance and protection against weather, sunlight, oil and water. It can be sprayed onto a wide variety of metals for surface protection. It is also suitable for recovering or retouching stainless steels. Typical applications are marine, highway and agricultural equipment, paper mills, boiler repairs, water meters, etc.

Instructions

1. Clean surface to remove contamination.
2. Shake well, until the agitator begins to rattle. Continue to shake for at least 1 minute.
3. Spray directly onto the surface.
4. After use, invert the can and give a short spray to clear the valve.

Benefits

- ✓ Protects against corrosion and heat
- ✓ Resists peeling and discoloring
- ✓ Compatible with all 300 stainless steel series
- ✓ Finish comparable with original stainless surface



Part No. 16040 567 ml aerosol

Ultrafill 2

A high performance aerosol based 1K primer filler, available in 6 colours, with fast drying, high build and excellent sanding properties.

Due to its high adhesion and flexibility, KENT Ultrafill 2 is the ideal solution to primer filling surfaces prior to painting on plastic or metal substrates. Ideal for small repair areas such as minor accident damage, rub throughs when flattening, etc. Tested to BS EN ISO 9227 resistance to Salt Spray for 7 days and provides exceptional performance.

Instructions

1. Area to be painted should be final flattened with P180 or P240.
2. Clean repair area with KENT Acrysol or a panel wipe. Allow to dry.
3. Shake the Ultrafill 2 aerosol can. It is important that the can is shaken for a minimum of 2 minutes from the time that the ball starts moving.

Drying time

1. Drying times are dependant on ambient temperatures, but are generally 15 - 20 minutes when air dried or 5 - 10 minutes when Infra red/oven baked.
2. If no heat or other UV type of drying aid is available, the drying time can be reduced by passing air over the painted surface.
3. Heavy coats or many fast-applied coats will take between 30 - 45 minutes to dry fully.

Benefits

- ✓ Highly flexible one-component product
- ✓ Dries fast and comes with superior sanding properties
- ✓ Extremely good filling, coverage and bonding strength
- ✓ Available in six colours (black, white, grey, red, blue, yellow)



Part No. 86071 (black), 86072 (grey), 86073 (white), 86152 (red), 86153 (blue), 86154 (yellow) – 500 ml aerosols



Copyright and Safety note

Publisher and Copyright: KENT UK Ltd.
Photos: Shutterstock.com, KENT Group
Concept/Layout: VAMOS! www.agentur-vamos.de

Reprint, also in excerpts, permitted only upon agreement with
KENT (United Kingdom) Ltd.

The information in this document is based on our experience
and knowledge at the time of publication. It is meant to provide the qualified reader with application hints.
The information does not absolve the user from first testing the selected product through application. We
recommend a personal consultation. Always refer to the technical and safety data sheets before using
the products.

KENT products are constantly developed further. KENT therefore reserves the right of changing any
technical data in this document at any time and without prior notice.

KENT (United Kingdom) Ltd
Forsyth House
Pitreavie Drive
Pitreavie Business Park
Dunfermline, Fife
KY11 8US
www.kent europe.com

